



# GOOGLE SHEETS CHEAT SHEET

## Google Sheets Home Screen

[sheets.google.com](https://sheets.google.com)

The home screens serve as a central place to collect your spreadsheets in Sheets. From here, you can view and edit your Sheets as well as any Microsoft Excel files that you own or that have been shared with you.

**Note:** You must be using the Chrome browser and the [Office Editing extension](#) to edit Office files in Google Drive.

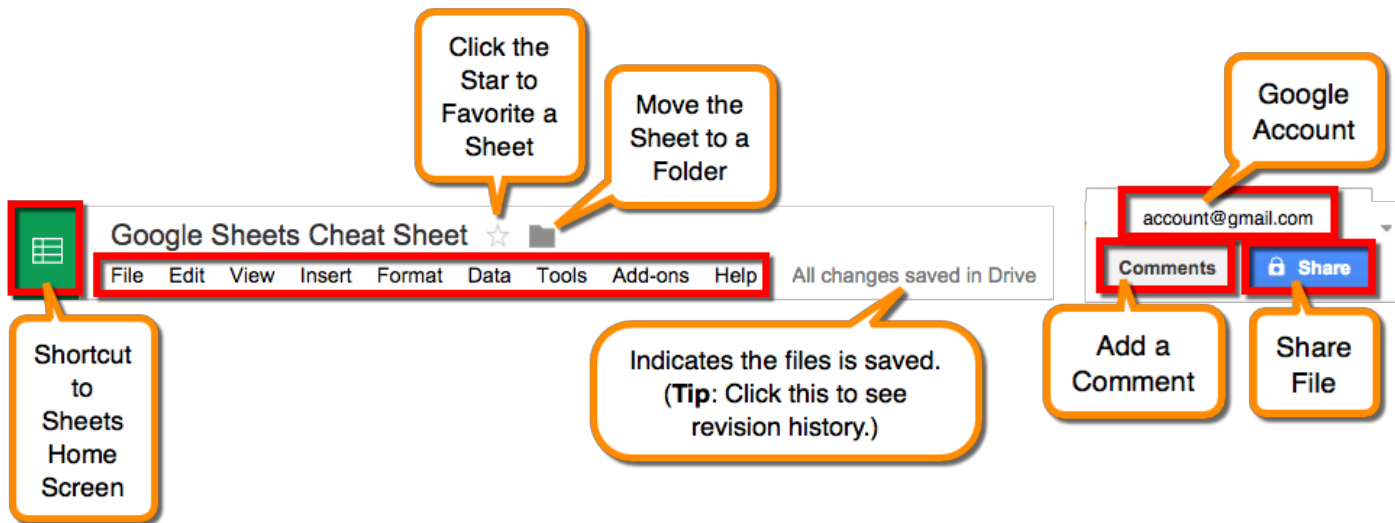
## \*\*[Learn More About Editing Office Files](#)

The screenshot shows the Google Sheets home interface. At the top, there is a Google search bar and a user account dropdown showing 'asey@trainerdemo.shakeuplearning.com'. Below the search bar is a green navigation bar with icons for 'Sheets', 'Apps', 'Account', 'List View', and 'Sort'. A 'Menu' callout points to the 'Sheets' icon. A 'Search Google Drive' callout points to the search bar. A 'File Picker' callout points to the 'List View' and 'Sort' icons, with text: 'File Picker: Search within your files and folders in Google Drive until you find the file you're looking for.' A 'Create New Sheet' callout points to a green plus icon. In the main area, 'Recent spreadsheets' are listed, including 'Responses', 'List of Participants', and 'Training'. A 'More' callout points to a three-dot menu icon on the 'Responses' spreadsheet, which opens a context menu with options: 'Aa Rename', 'Remove', and 'Open in new tab'.

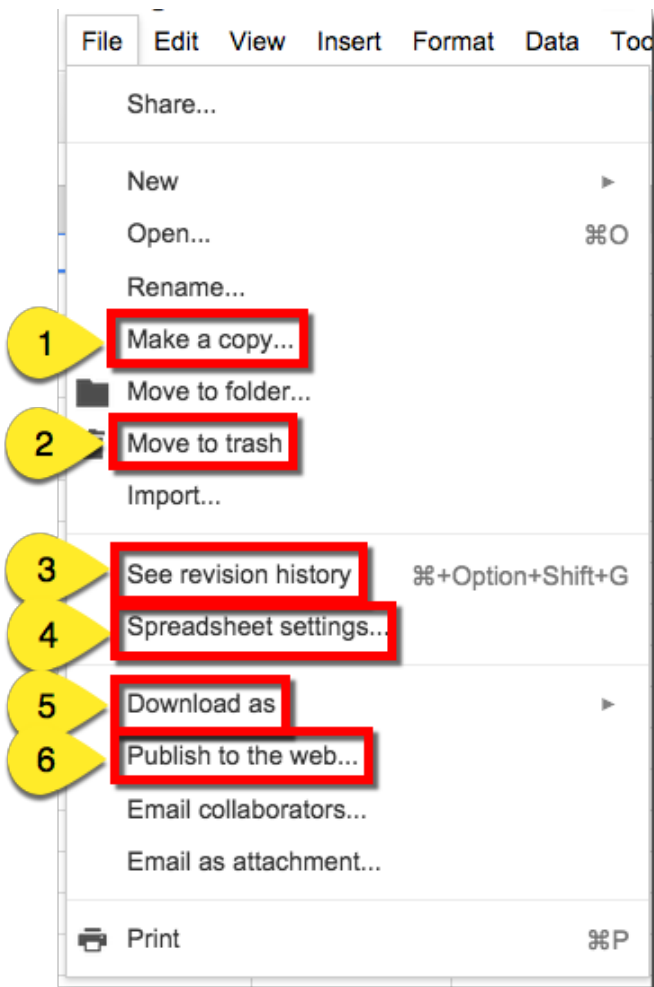
## [Add Ons](#)

To add more functionality to your documents and spreadsheets, you can install add-ons, tools built by third-party developers for Google Apps. Once add-ons are installed, you can manage each one individually, and turn them on and off at any time.

# Google Sheets Menu



## File Menu Highlights



**1. Make a Copy:** This will make a duplicate copy in your Drive. You can copy others files as well as your own.

**2. Move to Trash:** This will move the file into your Drive trash. Remember to empty your trash to permanently delete the file.

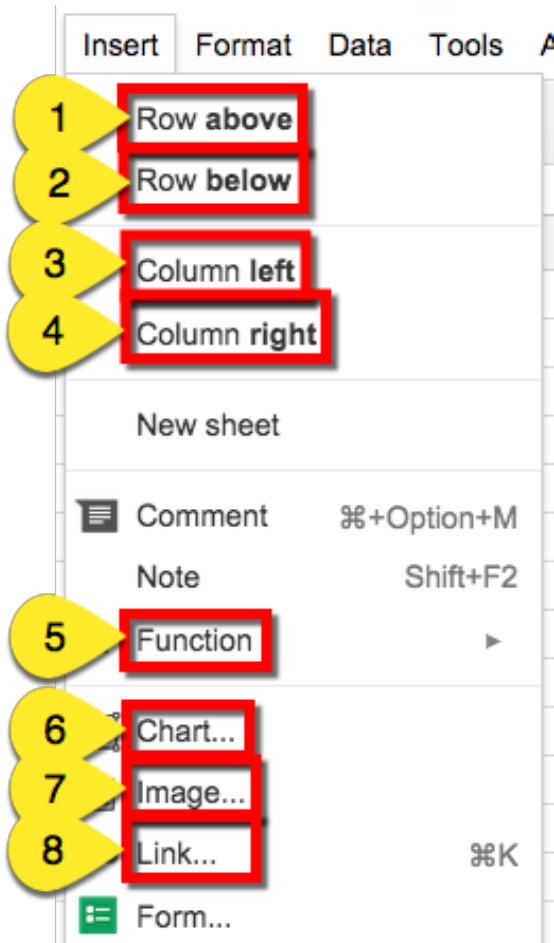
**3. See Revision History:** This will allow you to see who has made changes, what they changed, and a timestamp. You can also restore revisions. Great for making sure every student is contributing, and when text is accidentally deleted!

**4. Spreadsheet Settings:** Change the locale, time zone, and recalculation settings.

**5. Download As:** Download your spreadsheet in various formats, including .xlsx and .pdf.

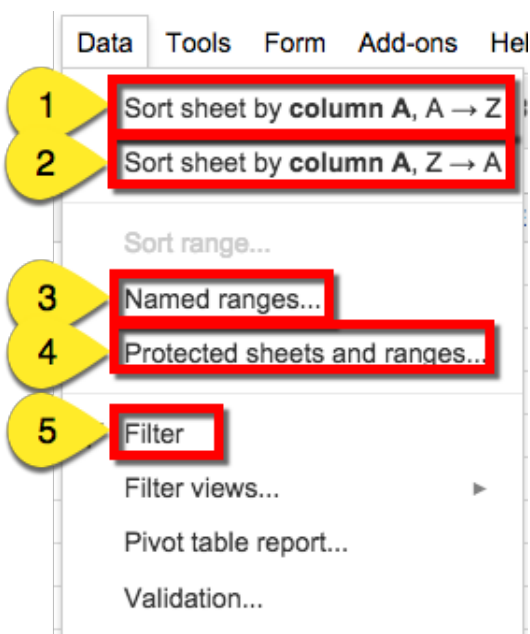
**6. Publish to the Web:** Turn your sheet into a webpage! Even get embed code to add to your website.

## Insert Menu Highlights



- 1. Insert Row Above:** Insert a row above the selected cell or area.
- 2. Insert Row Below:** Insert a row below the selected cell or area.
- 3. Insert Column Left:** Insert a column to the left of the selected cell or area.
- 4. Insert Column Right:** Insert a column to the right of the selected cell or area.
- 5. Insert Function:** Insert a specific function into the cell.
- 6. Insert Chart:** Insert a chart into the sheet.
- 7. Insert Image:** Insert an image into the sheet.
- 8. Insert Link:** Insert a link into the sheet.







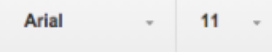





## Data Menu Highlights



- 1. Sort Sheet by Column A-Z:** Sort your data in alphabetical order A to Z.
- 2. Sort Sheet by Column Z-A:** Sort your data in reverse alphabetical order from Z to A.
- 3. Named Ranges:** Create a named range of cells. (Tip: Use named ranges in formulas. They are easy to reuse, recall, and read.)
- 4. Protected Sheets and Ranges:** Protect ranges to control who can edit specific ranges on a sheet.
- 5. Filter:** Create and add a filter to allow you to view only that data you want to view.

# The Toolbar



	Print
	Undo/Redo
	<a href="#">Paint Format Tool</a> : Google documents lets you copy the formatting you've applied to a specific section of text to another section using the paint format tool.
	Format as Currency/Format as Percent
	Decrease Decimal Places/Increase Decimal Places
	More Numerical Formats
	Font and Font Size
	Bold, Italics, Strikethrough and Font Color
	Fill Color, Borders, and Merge Cells
	Horizontal Alignment, Vertical Alignment, and Wrap Text
	Insert Link/ <a href="#">Insert Comment</a>
	Insert Chart, Insert Filter, and Insert Function ( <a href="#">Google Spreadsheet Functions List</a> )

## Ready for More?

Check out the other [Cheat Sheets and Guides](#) and [Google Tricks and Tips](#) on [ShakeUpLearning.com](#)!



Shake Up Learning by Kasey Bell is licensed under a Creative Commons Attribution 4.0 International License. Based on a work at [www.shakeuplearning.com](http://www.shakeuplearning.com).